


1
OF 6
COLLECT THEM ALL

OUR BIG
**BACK
YARD**
CHRISTIES



MY BEACH NATURE ADVENTURE



BUILD A MINI TOWN OUT OF SAND.

Can you find any sticks, feathers, seaweed or shells to help build your mini town?

You can build tunnels, roads, roundabouts, parks, rivers and bridges.

Building things is a great way to problem solve and work together.

JUMP OVER THE WAVES.

Go as far as your knees.

What does it feel like?



FIND THE PRETTIEST TREASURE.

It could be a shell, rock, or seaweed. The best place to look is the shoreline. Compare the colours and textures.

Why is this treasure your favourite?

Leave your treasures behind for others to enjoy.


Discovering new things fosters curiosity.



FIND THE KAURNA WORDS CARVED INTO THE ROCKS.

The rocks are in front of the surf life saving club.

Can you remember the Kurna words and their meaning?



DRAW A PICTURE IN THE SAND.

Use your finger or a stick or stone.

Tell me a story about your picture.

Making up stories is great for imagination and language development.

COVER YOUR LEGS IN SAND.

If you didn't have legs, what else could you have?

Maybe octopus legs, mermaid fins, a snake tail, or bird feet. You are limited only by your imagination.



MY BEACH NATURE ADVENTURE

To keep our sea animals healthy, please put your rubbish in a bin.



Ngadlu tampintheta ngadlu Kurna yartangka tikanthi.
We acknowledge that we live on Kurna land.



2
OF 6
COLLECT THEM ALL

OUR BIG
BACKYARD
CHRISTIES



MY LITTLE FOREST NATURE ADVENTURE

BUILD A CUBBY FOR A SMALL CREATURE LIKE A SLEEPY LIZARD.

What can we use to build our cubby?

Choose things from the ground. Don't take any live branches, as trees need them to survive. Be careful with the pointy ends of sticks. Building things is a great way to problem solve and work together.



PRETEND THAT YOU AND YOUR FAMILY OR FRIENDS ARE CREATURES WHO LIVE IN THE LITTLE FOREST.

What creatures do you think might live here?

Pretend play is excellent for social skill development.



STOP AND SMELL THE DIFFERENT SCENTS.

Can you find anything with a strong smell in the forest?

Which smell do you like the most?



CAN YOU FIND A SHEOAK CONE ON THE GROUND?

What do you notice when you look closely?

Did you know there are male and female Sheoaks?

Only the female Sheoak has cones. After a while, the cone segments open up and a tiny seed drops out.



GO ON A TEXTURE TREASURE HUNT.

Find something smooth, rough, fluffy, hard, and sticky. Show your family and friends your treasures.

Which treasure is your favourite? Why?

Leave your treasures behind for others to enjoy.



COLLECT THINGS FROM THE GROUND LIKE GUM NUTS, LEAVES, NATIVE BERRIES AND STICKS TO MAKE A NATURE ART PIECE.

Tell me a story about your picture.

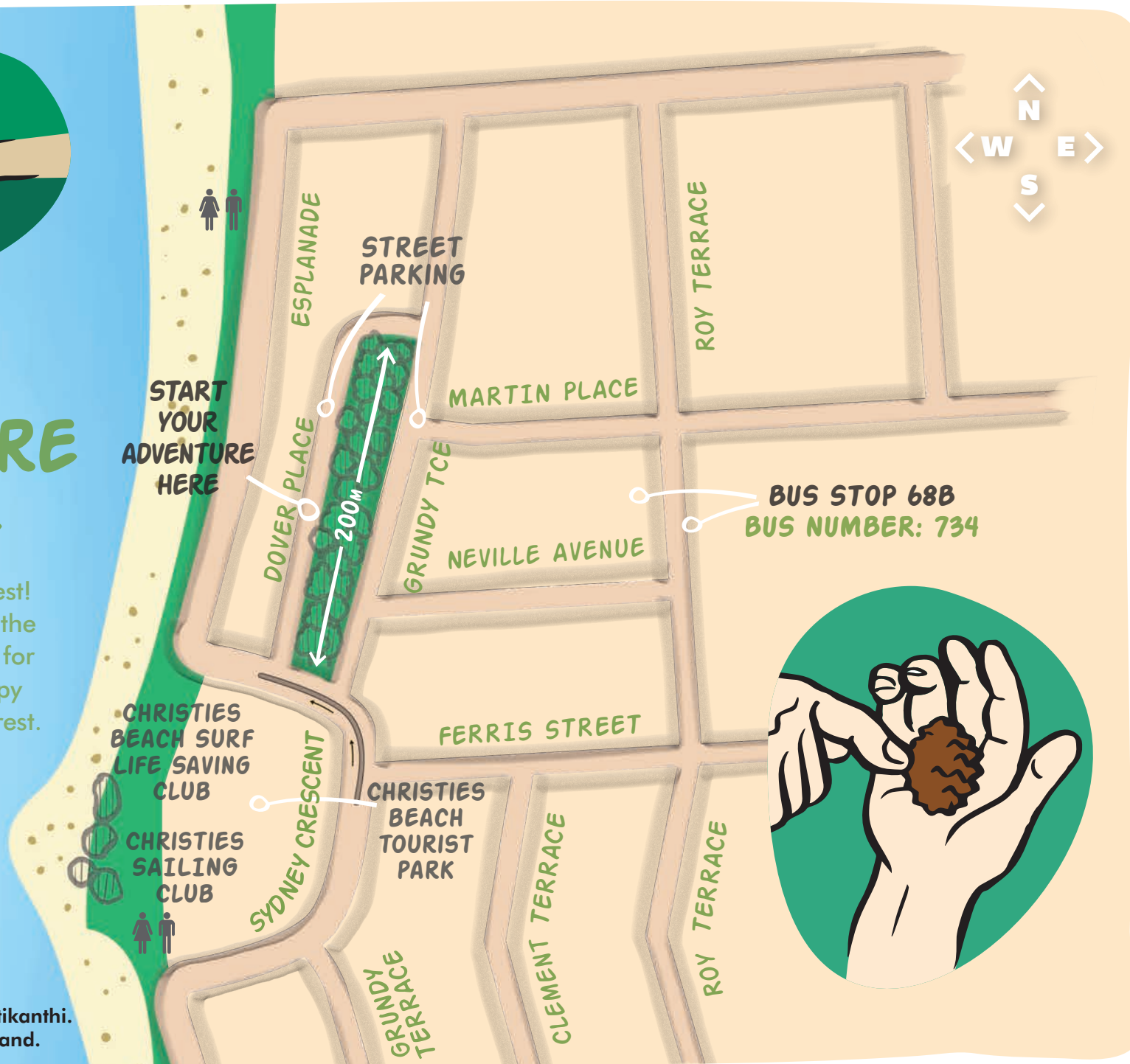
Making up stories is great for imagination and language development.



MY LITTLE FOREST NATURE ADVENTURE

Mr Kelly helped create the little forest! He collected seeds and plants from the local area. Now lots of people care for the reserve. It makes Mr Kelly happy to see families exploring the little forest.

Ngadlu tampinhi ngadlu Kaurna yartangka tikanthi.
We acknowledge that we live on Kaurna land.



3
OF 6
COLLECT THEM ALL

OUR BIG
**BACK
YARD
CHRISTIES**



MY CHRISTIE CREEK NATURE ADVENTURE

FEEL BARK FROM DIFFERENT TREES.

Be careful not to knock bark off of the tree because it's a home to animals like geckos.

Look closely, what do you see?

Do your fingers touch when you hug a tree?

Use all your senses when exploring.



COLLECT LOTS OF GUM NUTS FROM THE GROUND.

How many different types can you find?

Can you sort them?

Gum nuts are the left over part of gum tree flowers and contain seeds. Sorting is an important numeracy skill.

CREATE A PICTURE OR PATTERN ON THE GROUND USING LOOSE NATURAL MATERIALS.

Tell me a story about your picture.

Making up stories is great for imagination and language development.



FIND A SPOT TO LISTEN TO THE BIRDS TALKING.

Have you seen any of the birds before?

Internet search for "NRM common birds" to find out the names of the birds.

You could become a bird expert – an ornithologist!



MAKE A STICK BOAT!

Will it float or become a shipwreck?

Choose things from the ground. Don't take any live branches, as trees need them to survive.

Always stay close to an adult when near running water.

Which direction will the water take your boat?

Try a few designs to see which works best.



LIE UNDER THE TREES.


What sounds of nature can you hear?

Observe what is moving and what stays still.

This is a great way to relax, observe and just be.

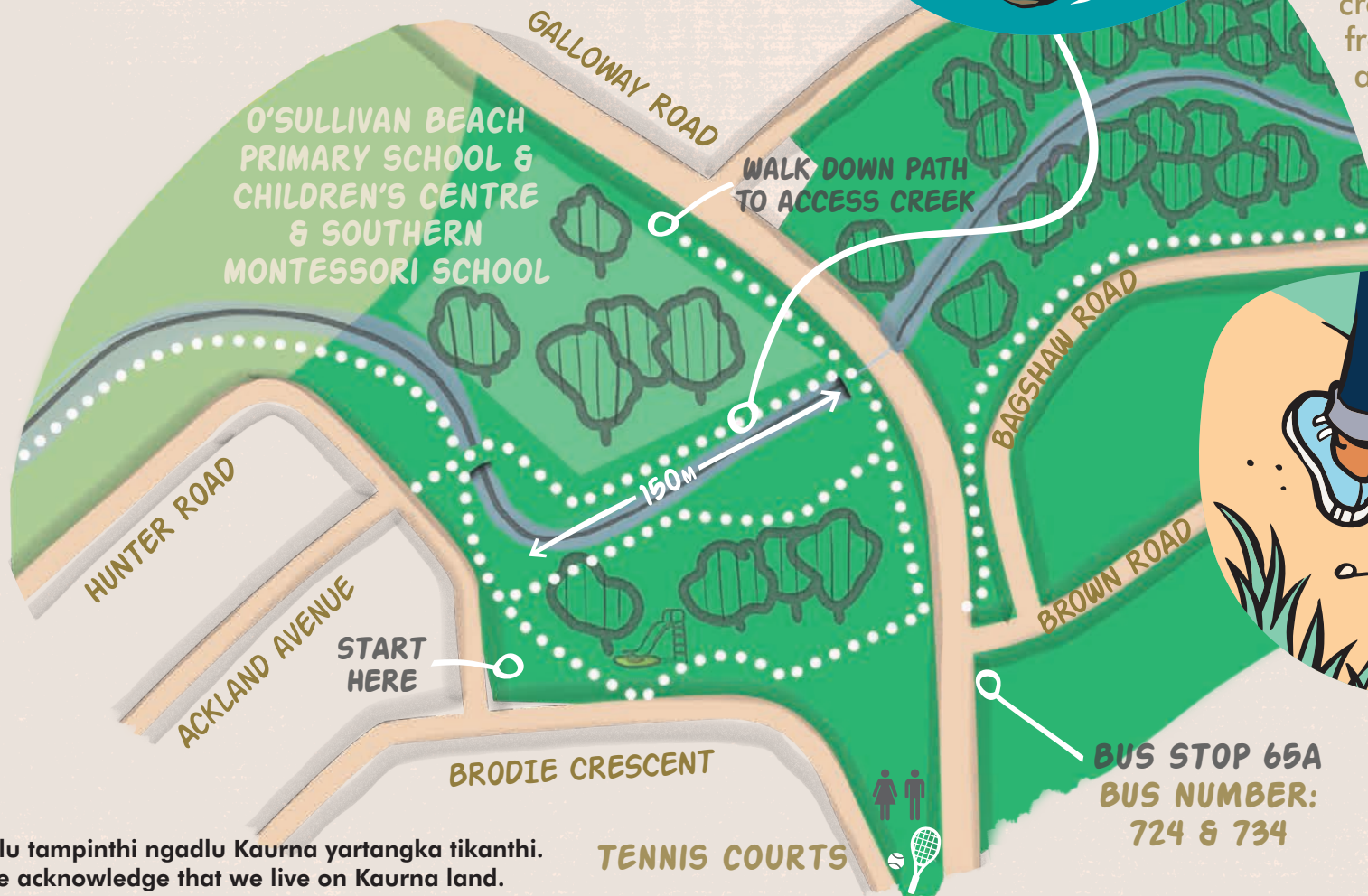
MY CHRISTIE CREEK NATURE ADVENTURE

When it rains, water that collects in roof and street gutters runs into stormwater drains. This water enters into the stormwater system, rivers and creeks, which flows into the ocean.



DID YOU KNOW?

You can walk along the creek all the way to the sea from here. Please note not all sections are pram and wheelchair friendly.



Ngadlu tampinhi ngadlu Kurna yartangka tikanthi.
We acknowledge that we live on Kurna land.

.....
WALKING TRAIL

4
OF 6
COLLECT THEM ALL

OUR BIG
**BACK
YARD
CHRISTIES**



MY BOAT RAMP NATURE ADVENTURE

Also known as the off-lead dog beach and a good fishing spot. The best time to explore the rocks is low tide on a calm day.

PICK UP A SEA SNAIL

Turn the sea snail over and watch its trap door shut! Then carefully put it back where you found it.

What other creatures are sticking to the rocks?

Discovering new things fosters creativity.



JUMP FROM ROCK TO ROCK.

Only jump as far as you feel comfortable.

How long can you balance for?



SKIM A STONE IN THE OCEAN AND GET IT TO BOUNCE.

Which type of stone is best?




DRAW WITH ROCKS.

Use a small rock as your pencil and a big rock as your piece of paper. Draw a picture.

Making up stories is great for imagination and language development.

Tell me a story about your picture.



MAKE THE TALLEST STONE STACK.

Can you make your stack this high?

Building things is a great way to problem solve.



CLOSE YOUR EYES AND LISTEN TO THE WAVES.

Find a quiet spot and close your eyes. Listen for as long as you can.

What do you hear? Can you smell anything? This is a great way to relax.



MY BOAT RAMP NATURE ADVENTURE

To keep our sea animals healthy, please put your rubbish in a bin.

.....
WALKING TRAIL

ROCK POOLS
BE AWARE OF BOATS
INSIDE BREAKWATER

ROCK POOLS

KIOSK



OFF-LEAD
DOG BEACH

CAR PARKING

MARINE DRIVE

PAVED SHARED WALKING/BIKE
PATH THROUGH TO BEACH ROAD



GALLOWAY ROAD
BUS STOP 63
(APPROX.
20 MINUTES
WALK)
BUS NUMBER:
724 & 734

5
OF 6
COLLECT THEM ALL

OUR BIG
**BACK
YARD
CHRISTIES**



MY BRODIE ROAD WETLAND NATURE ADVENTURE

Wetlands are important for helping to clean water by trapping pollutants like oil, leaves and litter, and to absorb nutrients like nitrates and phosphates.

Wetlands also slow water flow, helping prevent floods and erosion. Wetlands are also important for providing habitat (homes) for plants and animals.



SHAKE YOUR TAIL FEATHERS!

Can you see different types of birds?

What do they look like?

What are they doing?

Please let the birds find their own food, otherwise they will get fat and forget how to feed themselves.

Guess and share what you know about birds before doing an internet search for "NRM Wetland Birds SA" to find out the names of the birds together.



FIND A GRASSY HILL AND ROLL DOWN.

What other ways can you get down the hill?

Moving in different ways develops spatial awareness and motor skills.



LISTEN FOR FROG CALLS NEAR THE BRIDGE.

What else can you hear?

Can you make the sound yourself?

Frogs call to find mates, to tell other frogs that this is their territory and maybe, just for fun! For more information about frogs, download the FrogSpotter app. Listening to frogs is great for concentration.



LIE ON YOUR BACK AND WATCH THE CLOUDS.

I wonder if you can make a story about the different shaped clouds.

Making up stories expands your imagination.



FIND A GRASS SEED HEAD AND PICK ONLY ONE.

Use it to tickle someone's feet or hands.

How many different types can you find?

Grass seed heads are very light so that the seeds can be carried by the wind.

Use all your senses when exploring.

JUMP IN A PUDDLE!

How could you make the puddle muddy or clear?

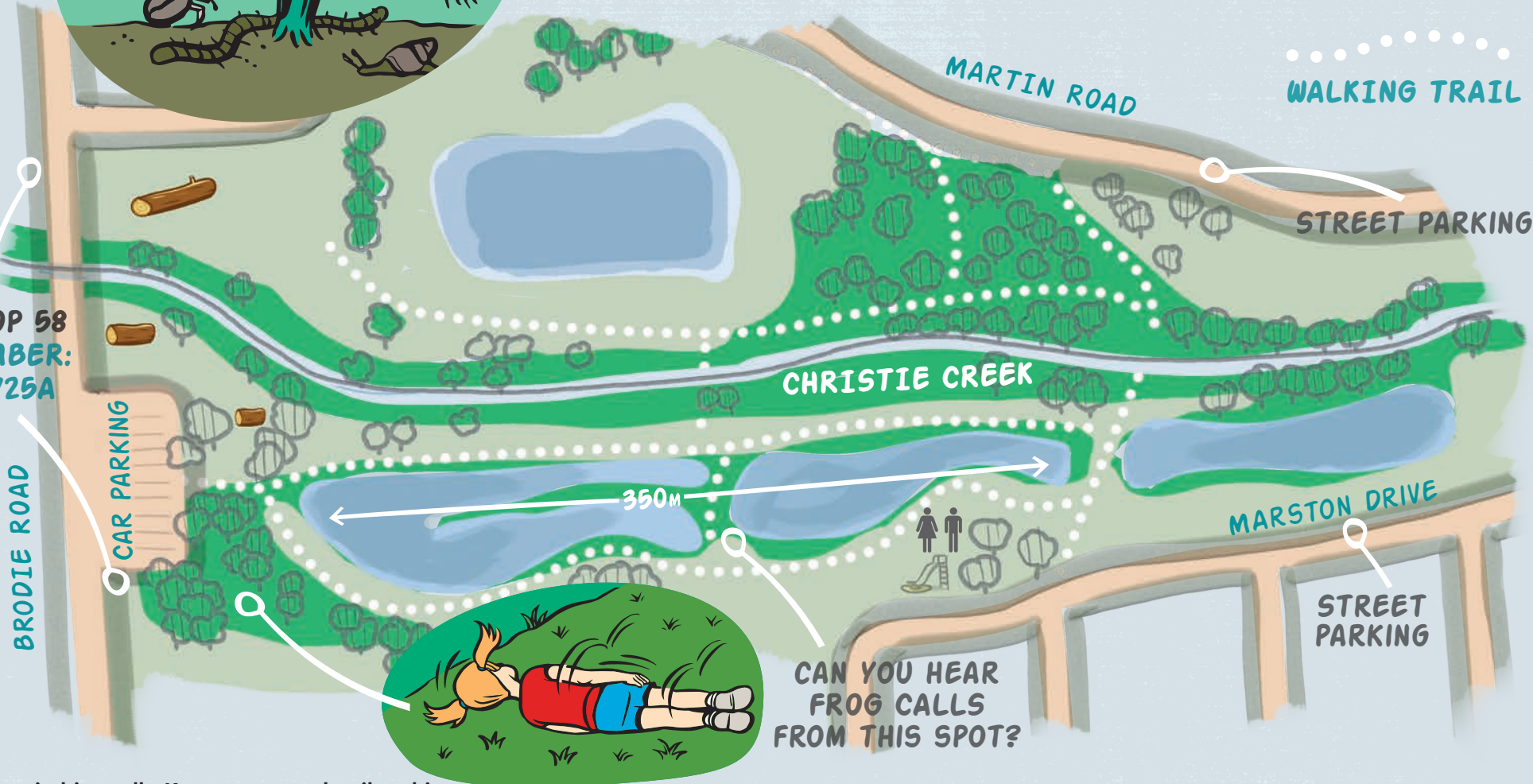

How deep is the puddle?

Getting dirty helps build our immune system.



MY BRODIE ROAD WETLAND NATURE ADVENTURE

When it rains, water that collects in roof and street gutters runs into stormwater drains which feed into the wetlands. The water from the wetlands is used for irrigation or enters Christie Creek, which flows into the ocean.



BUS STOP 58
BUS NUMBER:
725 & 725A

BRODIE ROAD
CAR PARKING

MARTIN ROAD

WALKING TRAIL


STREET PARKING

CHRISTIE CREEK

350m

MARSTON DRIVE

STREET PARKING



CAN YOU HEAR FROG CALLS FROM THIS SPOT?

Ngadlu tampinhi ngadlu Kurna yartangka tikanthi.
We acknowledge that we live on Kurna land.

6/6
COLLECT
THEM
ALL



OUR BIG
BACKYARD
CHRISTIES

MY BACKYARD NATURE ADVENTURE

PLANT A HERB OR VEGGIE SEEDLING.

Plant your seedling in the garden or in a pot. Tomatoes and basil grow well in spring and summer. You can plant parsley and lettuce in autumn and winter. Read the label for tips.

What does a plant need to survive?



MAKE A NATURE PERFUME.

Fill an old jar with water and collect different smelling things from the garden to add to the jar. You can squish them with a stick to release their smell... see how it turns out.



GO ON A BUG HUNT.

Where might bugs be living?

Are there any bugs on leaves?

Under small rocks and logs?
Amongst leaf litter?

Some critters can bite so look but do not touch.

Being with animals, big or small, helps you to learn to nurture and care for other beings.



ON A CLEAR NIGHT LOOK AT THE STARS.

Try to spot the Southern Cross. The Southern Cross is on our Australian flag.

You might be lucky enough to see shooting stars!

What do you know about stars and space?



CLIMB A TREE.

Climb safely to a spot in the tree, sit and take a moment.

What can you see?



MAKE A MUD PIE AND DECORATE IT.

Can you find any leaves, sticks or other things to decorate your mud pie?

You could even set-up a mud café.

Be creative and make your own sort of mud pie.

MY BACKYARD NATURE ADVENTURE

DRAW A MAP OR PICTURE OF YOUR BACKYARD.
WHAT WILL YOU INCLUDE?



**Ngadlu tampinhi ngadlu Kurna yartangka tikanthi.
We acknowledge that we live on Kurna land.**